



District Report Card: 2017


| | |
|-----------------------|--------------------------|
| State: Mizoram | District: Mamit |
| Class: 5 | Subject: Language |
| Schools: 51 | Students: 672 |


Participation/Coverage


Students

|  GENDER | Boys | | Girls | |
|---|--------|-------|--------|-------|
| | Number | % | Number | % |
| | 332 | 49.40 | 340 | 50.60 |

|  AREA | Rural | | Urban | |
|--|--------|-------|--------|------|
| | Number | % | Number | % |
| | 643 | 95.68 | 29 | 4.32 |

|  CATEGORY | SC | | ST | | OBC | | GEN | |
|---|--------|------|--------|--------|--------|------|--------|------|
| | Number | % | Number | % | Number | % | Number | % |
| | 0 | 0.00 | 672 | 100.00 | 0 | 0.00 | 0 | 0.00 |

|  CWSN | LD | VI | HI | S&LD | ID | Oth |
|---|----|----|----|------|----|-----|
| | 0 | 19 | 0 | 0 | 2 | 11 |

|  Management | Government | | Government-aided | |
|---|------------|-------|------------------|-------|
| | Number | % | Number | % |
| | 576 | 85.71 | 96 | 14.29 |

Average Performance of Students in Language (%)

| Overall | Gender | | Area | | Management | | Social Group | | | |
|---------|--------|--------|-------|-------|------------|-------|--------------|-------|------|------|
| | Male | Female | Rural | Urban | Govt. | Aided | SC | ST | OBC | GEN |
| 51.86 | 50.50 | 53.18 | 51.71 | 55.17 | 51.63 | 53.19 | 0.00 | 51.86 | 0.00 | 0.00 |

Performance on Learning Outcomes (LOs)

| Learning Outcomes | Description | Average Performance(%) |
|-------------------|--|------------------------|
| L504 | Reads and comprehends independently storybooks, news items/ headlines, advertisements etc. | 53.96 |
| L508 | Reads text with comprehension, locates details and sequence of events | 50.80 |

| Range of Performance of Students who Answered Correctly | | | | | | | |
|---|------|-----------|-------|-----------|-------|-----------|------|
| Below 30% | | 30% - 50% | | 50% - 75% | | Above 75% | |
| Number | % | Number | % | Number | % | Number | % |
| 57 | 8.48 | 243 | 36.16 | 344 | 51.19 | 28 | 4.17 |

Lowest Performing Learning Outcomes (LOs)

- 1 - Reads text with comprehension, locates details and sequence of events (50.80)
- 2 - Reads and comprehends independently storybooks, news items/ headlines, advertisements etc. (53.96)